



Application Note

AN_449

FT423xHP/FT223xHP/FT23xHP DCDC Power Delivery

Version 1.2

Issue Date: 28-11-2023

This application note acts as a user's guide for FT4233HP/FT2233HP/FT233HP and FT4232HP/FT2232HP/FT232HP DCDC power delivery application users. FT4233HP/FT2233HP supports Power Delivery (PD) standards enabling support for power negotiation with the ability to sink or source current to a USB host device. It can support 9V3A, 12V3A, 15V3A, 20V3A power delivery. For more details, please check datasheet FT4233HP/FT2233HP/FT233HP and FT4232HP/FT2232HP/FT232HP.

Table of Contents

1	Introduction	3
1.1	DCDC Power Delivery Diagram	3
1.2	Power Delivery Design	3
1.3	Configuration Parameters	3
1.4	EEPROM Settings.....	3
1.5	GPIO Indicator.....	4
2	Contact Information	5
Appendix A – References		6
	Document References	6
	Acronyms and Abbreviations.....	6
Appendix B – Hardware Design Reference		7
Appendix C – List of Tables and Figures.....		10
	List of Tables.....	10
	List of Figures	10
Appendix D – Revision History		11

1 Introduction

1.1 DCDC Power Delivery Diagram

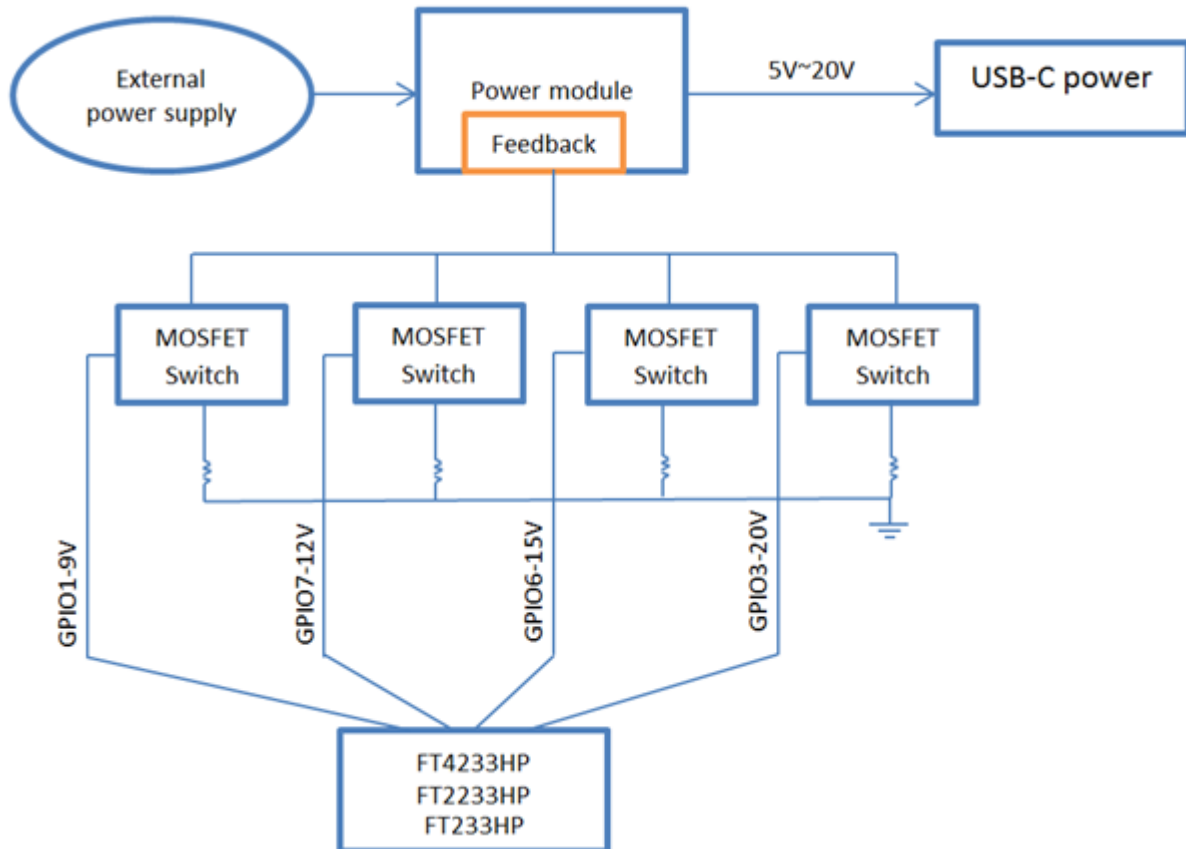


Figure 1 - Power Delivery Diagram

1.2 Power Delivery Design

Refer to **Appendix A – References** for design schematics.

1.3 Configuration Parameters

Please refer to [AN_448_FT4233HP_FT2233HP_FT233HP_Configuration_Guide](#) for details.

1.4 EEPROM Settings

Based on the configuration above, and set through programming an external EEPROM using [FT_PROG](#), an FTx233HP/FT233HP will execute power delivery from PD2 (SNK only) to PD1 (SNK/SOURCE).

1.5 GPIO Indicator

EEPROM Setting	GPIO Indicator
9V3A	GPIO0 = GPIO1 = High Other GPIO pins are low
12V3A	GPIO0 = GPIO7* = High Other GPIO pins are low
15V3A	GPIO0 = GPIO6* = High Other GPIO pins are low
20V3A	GPIO0 = GPIO3 = High Other GPIO pins are low

Table 1 - GPIO Indicator

Note: Since GPIO6/7 does not exist in FTx232HP/FT232HP, user can use GPIO1-3 to configure with board design.

2 Contact Information

Head Office – Glasgow, UK

Future Technology Devices International Limited (UK)
Unit 1, 2 Seaward Place, Centurion Business Park
Glasgow G41 1HH
United Kingdom
Tel: +44 (0) 141 429 2777
Fax: +44 (0) 141 429 2758

E-mail (Sales) sales1@ftdichip.com
E-mail (Support) support1@ftdichip.com
E-mail (General Enquiries) admin1@ftdichip.com

Branch Office – Tigard, Oregon, USA

Future Technology Devices International Limited
(USA)
7130 SW Fir Loop
Tigard, OR 97223-8160
USA
Tel: +1 (503) 547 0988
Fax: +1 (503) 547 0987

E-Mail (Sales) us.sales@ftdichip.com
E-Mail (Support) us.support@ftdichip.com
E-Mail (General Enquiries) us.admin@ftdichip.com

Branch Office – Taipei, Taiwan

Future Technology Devices International Limited
(Taiwan)
2F, No. 516, Sec. 1, NeiHu Road
Taipei 114
Taiwan, R.O.C.
Tel: +886 (0) 2 8797 1330
Fax: +886 (0) 2 8751 9737

E-mail (Sales) tw.sales1@ftdichip.com
E-mail (Support) tw.support1@ftdichip.com
E-mail (General Enquiries) tw.admin1@ftdichip.com

Branch Office – Shanghai, China

Future Technology Devices International Limited
(China)
Room 1103, No. 666 West Huaihai Road,
Shanghai, 200052
China
Tel: +86 (21) 62351596
Fax: +86 (21) 62351595

E-mail (Sales) cn.sales@ftdichip.com
E-mail (Support) cn.support@ftdichip.com
E-mail (General Enquiries) cn.admin@ftdichip.com

Web Site

<http://ftdichip.com>

Distributor and Sales Representatives

Please visit the Sales Network page of the [FTDI Web site](#) for the contact details of our distributor(s) and sales representative(s) in your country.

System and equipment manufacturers and designers are responsible to ensure that their systems, and any Future Technology Devices International Ltd (FTDI) devices incorporated in their systems, meet all applicable safety, regulatory and system-level performance requirements. All application-related information in this document (including application descriptions, suggested FTDI devices and other materials) is provided for reference only. While FTDI has taken care to assure it is accurate, this information is subject to customer confirmation, and FTDI disclaims all liability for system designs and for any applications assistance provided by FTDI. Use of FTDI devices in life support and/or safety applications is entirely at the user's risk, and the user agrees to defend, indemnify, and hold harmless FTDI from any and all damages, claims, suits, or expense resulting from such use. This document is subject to change without notice. No freedom to use patents or other intellectual property rights is implied by the publication of this document. Neither the whole nor any part of the information contained in, or the product described in this document, may be adapted, or reproduced in any material or electronic form without the prior written consent of the copyright holder. Future Technology Devices International Ltd, Unit 1, 2 Seaward Place, Centurion Business Park, Glasgow G41 1HH, United Kingdom. Scotland Registered Company Number: SC136640

Appendix A – References

Document References

[AN_448_FT4233HP_FT2233HP_FT233HP_Configuration_Guide](#)

[DS_FT4233HP](#)

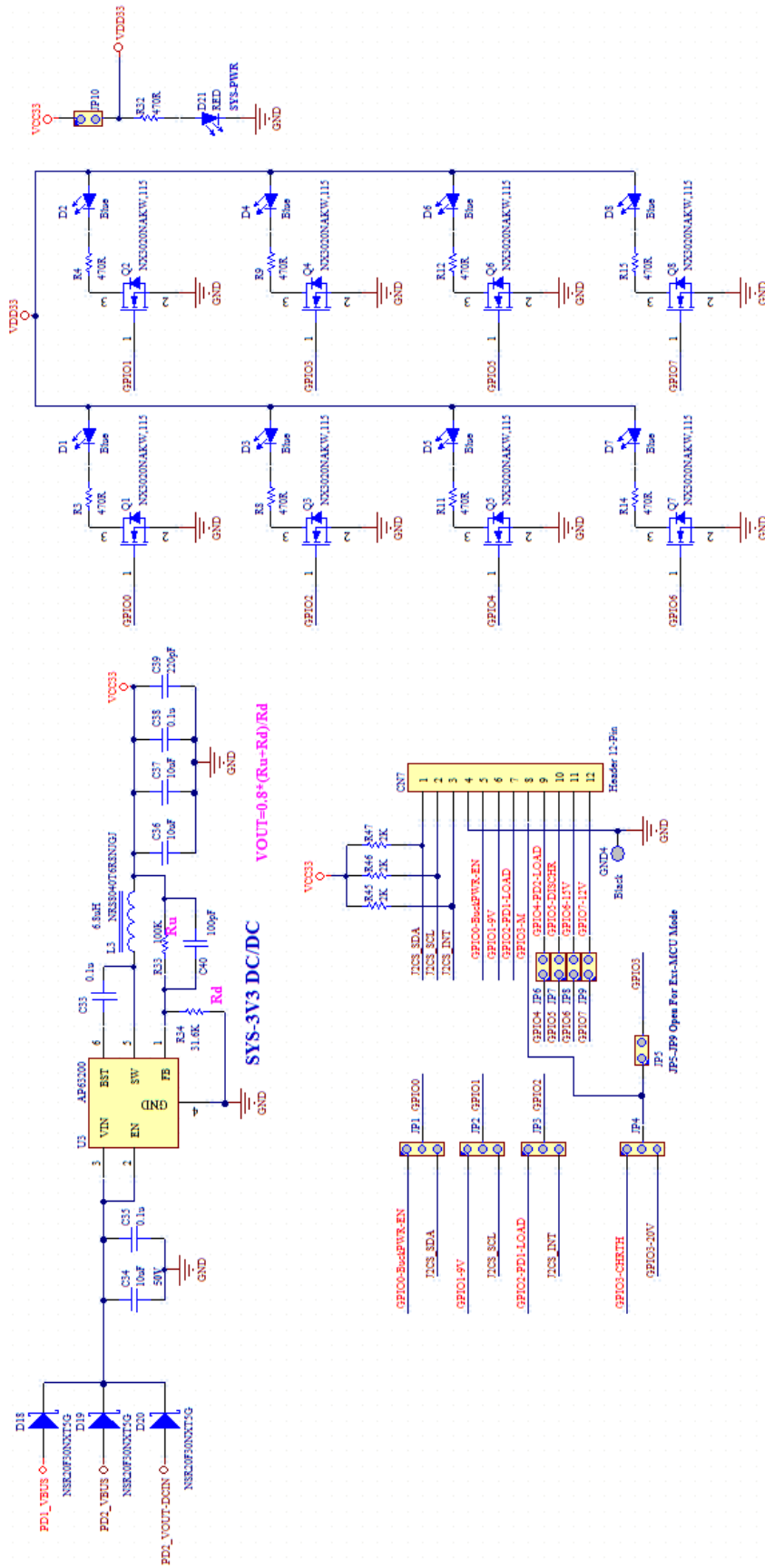
[DS_FT2233HP](#)

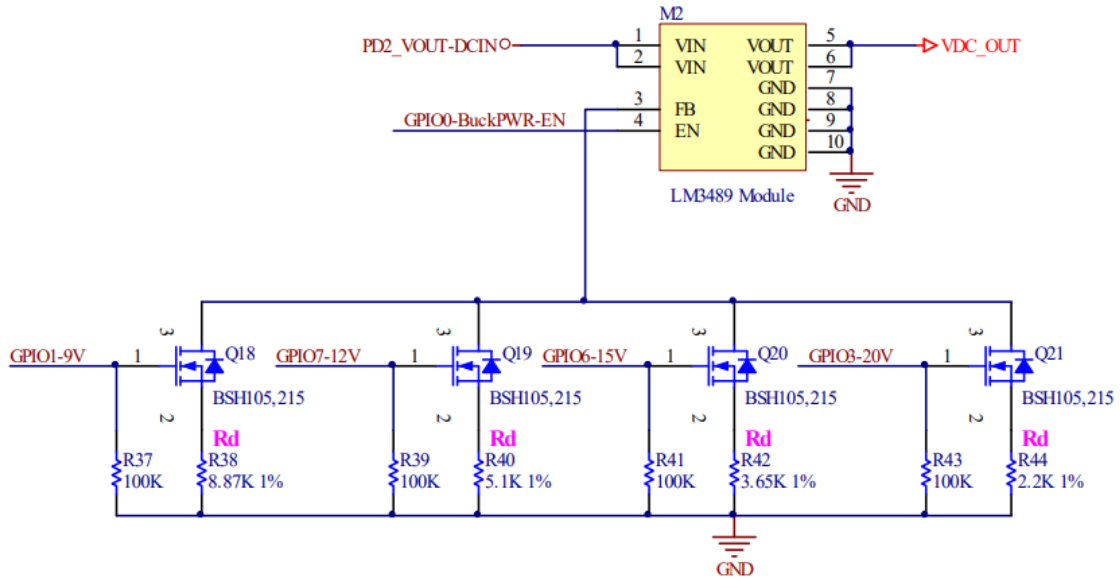
[DS_FT233HP](#)

[FT_PROG](#) EEPROM Programming Utility

Acronyms and Abbreviations

Terms	Description
EEPROM	Electrically Erasable Programmable Read-Only Memory
GPIO	General Purpose Input Output
USB	Universal Serial Bus





Appendix C – List of Tables and Figures

List of Tables

Table 1 - GPIO Indicator	4
--------------------------------	---

List of Figures

Figure 1 - Power Delivery Diagram	3
---	---

Appendix D – Revision History

Document Title: AN_449 FT423xHP/FT223xHP/FT23xHP DCDC Power Delivery
Document Reference No.: FT_001475
Clearance No.: FTDI#553
Product Page: <http://www.ftdichip.com/FTProducts.htm>
Document Feedback: [Send Feedback](#)

Revision	Changes	Date
1.0	Initial Release.	30-04-2020
1.1	Updated Release (Updated for FT4233HP support / Updated Figure 1 / Updated Table 1 and added a note).	12-08-2020
1.2	Minor editorial changes for the new release version.	28-11-2023